



Things we are doing, all for quality!

📍 :Building A&B, No. 13, Dongrui 3rd
Rd, Zhongshan City, 528415,
Guangdong Province, China
☎️ : +86-760-22124546 ext.812
📞 : +86-13416083266
✉️ : michael@seemaxfan.cn
🌐 : <https://seemaxfan.cn/>

2023 Catalog



SEEMAX

ABOUT US

Zhongshan SEEMAX Electrical Appliance Co.,Ltd, founded in 2014 and located in the well-known small household appliance industry zone, Zhongshan, Guangdong, pass ISO9001, BSCI audit every year, offering one-stop sourcing solution for HomeComfort Product: Electric Heater & Cooling Fan with CE, EMC, LVD, ERP, ROHS, CB, GS, ETL approval. SEEMAX owns a professional team integrated with R&D, Production, Quality Control & Sales Service with over 10-year exporting experience.

18000 m²
Factory area

12 lines
Production Lines

1.2 million
Annual Output / pcs

Own independent testing lab & a series of advanced testing equipments and modern motor production workshop.

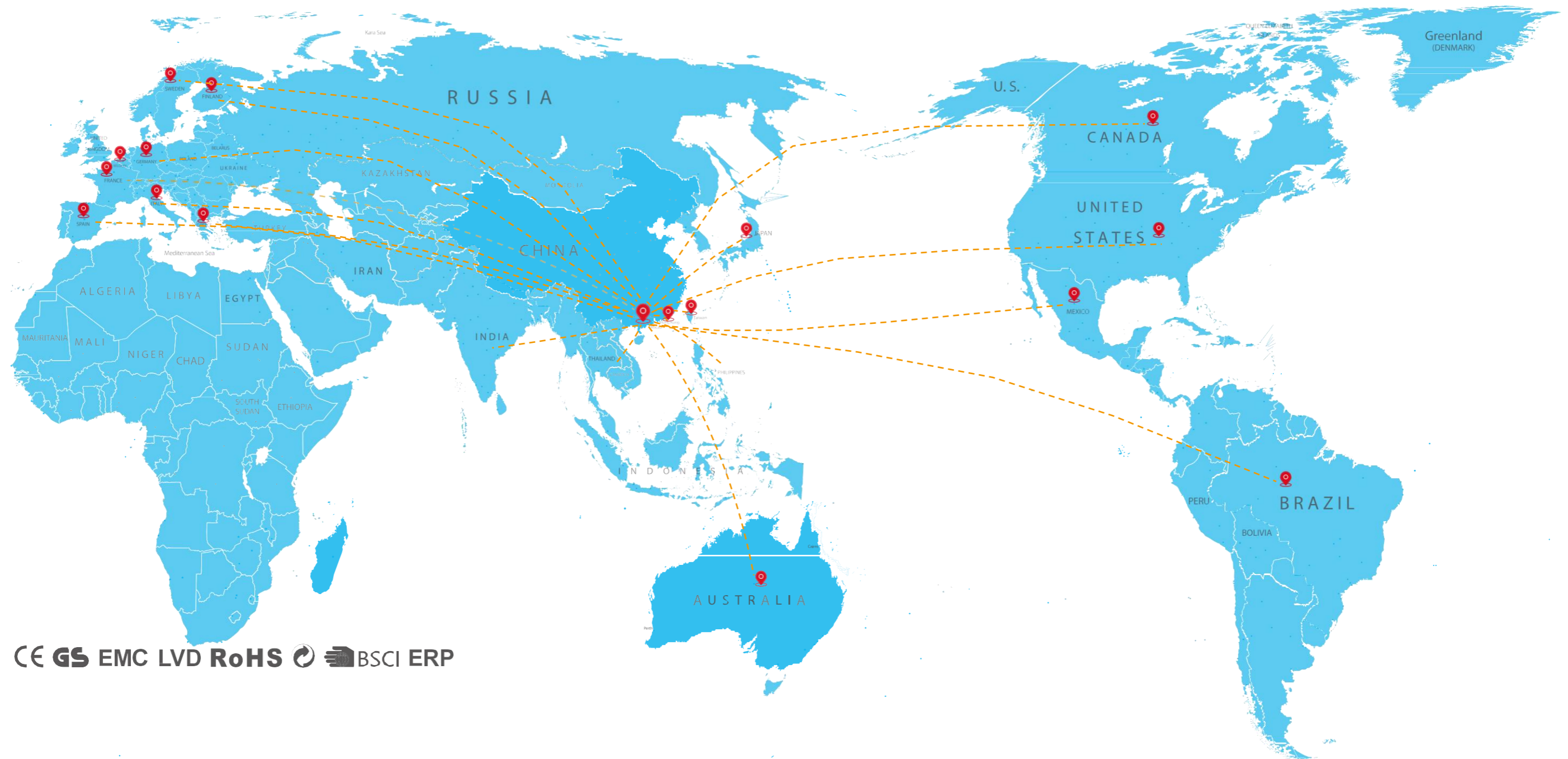
Sell to about 40 countries and regions
Over 100 cooperative partners



40
countries



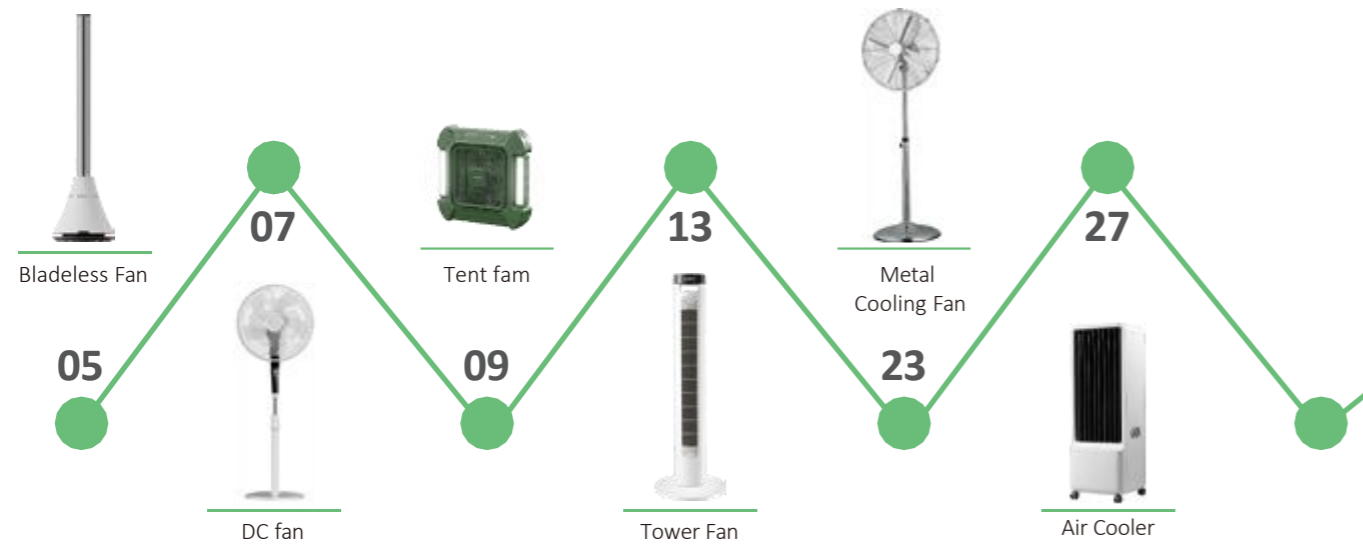
100
partners



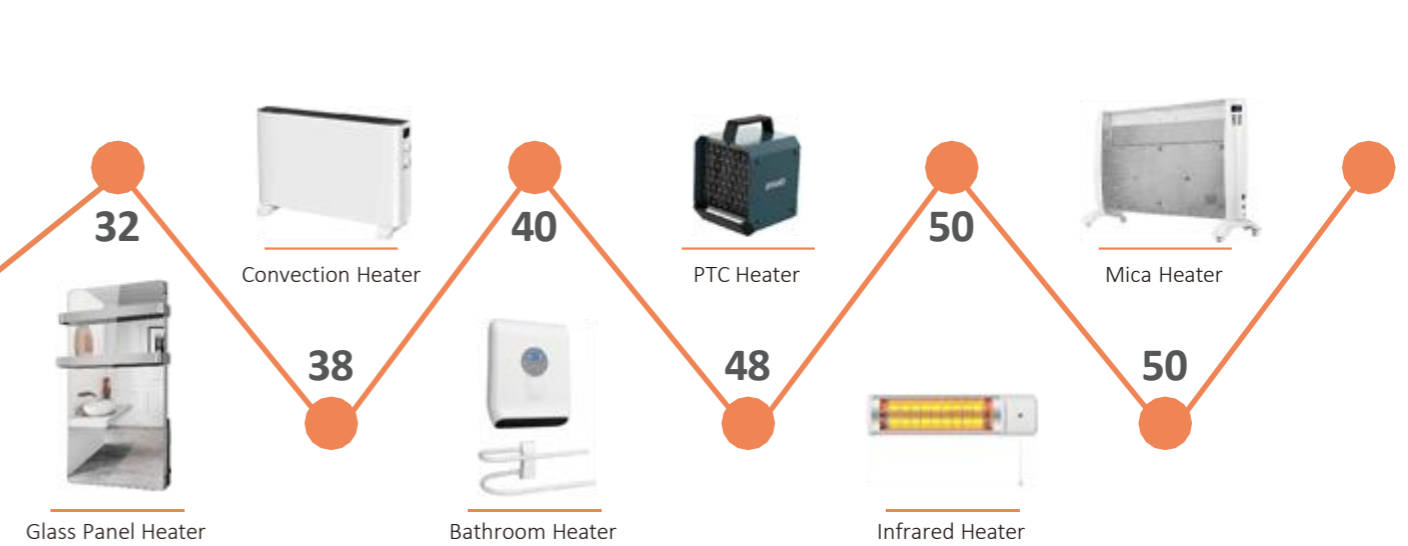
CE GS EMC LVD RoHS BSCI ERP



COOLING FAN



WARM HEATING



BLADELESS FAN

Chic & Slim design
Super quiet Strong wind

HEATING



BLADELESS FAN-NEW ARRIVAL NBF-2103 / NBF-2103H / NBF-2103C / NBF-2103E

Chic & Slim design, Super quiet, Strong wind

- Power output: 30W
- 8 Speed Setting, fan speed up to 4.35m/s
- 7.5H Timer Setting
- 90° Oscillation
- LED display & indicator
- Touch sensitive buttons
- Remote control
- Power cord storage
- Quite operation: ≤51dB
- Optional color: White or Customized
- Product Size: 270x270x980mm
- N.W.: 2.4KGS

Optional function:

- Heating function: 1800W MAX (NBF-2103H)
- Detachable air outlet pipe (NBF-2103C)




Control panel



Decorative ring



Appearance color



CE GS EMC LVD RoHS BSCI ERP



DC TABLE FAN & DC STAND FAN

Slim,
space - saving design perfect for any room



DC FLOOR & TABLE FAN FS -2302

Slim, space - saving design perfect for any room

- Easy to install easy to store and clean
- DC pure copper motor · Five fan blades
- Power output: 30W
- 7.5H Timer Setting
- 3 wind mode : sleep / nature / silent - auto oscillation
- 90° Oscillation
- LED display with room temperature touch buttons
- More sizes available : Table fan :12"/16"/18"
- Optional color : White , Black or Customized



DC STAND FAN FS -2301

Slim, space - saving design perfect for any room

- Easy to install easy to store and clean
- DC pure copper motor · Five fan blades
- Power output: 30W
- 7.5H Timer Setting
- 3 wind mode : sleep / nature / silent - auto oscillation
- 90° Oscillation
- LED display with room temperature touch buttons
- More sizes available : Floor fan :16"/18"
- Optional color : White , Black or Customized



TENT FAN-NEW ARRIVAL FS-2206

Suspendable,
Reverse charging,Lighting



Appearance
color(customizable)



TENT FAN-NEW ARRIVAL FS-2206

Suspendable, Reverse charging, Lighting

- Power output: 30W
- Super silence: maximum dB < 50Db
- TENT FAN-NEW ARRIVALFS-2206
- Suspendable, Reverse charging Lighting
- 3 settings of fan speed: L-M-H
- 70° auto oscillation for cooling fan
- 7.5 H timer
- 3 settings of the LED light, L-M-H
- 180° rotary of the LED light
- Rechargeable, USB type- Connector
- LED power indicator
- Can be desktop use or hanging use
- Can be used as power bank
- Optional color: Green, White sliver or customized
- Product dimension: 260x254x80mm
- N W.: 1KGS



support



buttons&indications



rotatable lighting



CE GS EMC LVD RoHS BSCI ERP



**MINI TOWER FAN
TF-2002**

Slim , space-saving tower design , easy to move


- 33cm (13 ") Mini Table Tower Fan
- Power output : 20W
- 3 speeds control
- Left-right 70 Oscillation
- Fan speed : 7m / second (Max)
- Noise level < 55db (A)
- Product Size : 113x113x335mm
- N.W. : 1 . 16KGS
- Optional color : White , Black or Customized



Control panel



Remote control store



**MINI TOWER FAN
TF-2007**

Slim , space-saving tower design , easy to move

- 33cm (13 ") Mini Table Tower Fan
- Power output : 20W
- 3 speeds control
- Left-right 70 Oscillation
- Fan speed : 7m / second (Max)
- Noise level < 55db (A)
- Product Size : 113x113x327mm
- N.W. : 1 . 19KGS
- Optional color : White , Black or Customized



Control panel



Remote control store




**MINI TOWER FAN
TF-2007-E**

Slim , space-saving tower design , easy to move

- 33cm (13 ") Mini Table Tower Fan
- Power output : 20W
- 3 speeds control
- Left-right 70 Oscillation
- Fan speed : 7m / second (Max)
- Noise level < 55db (A)
- Product Size : 113x113x327mm
- N.W. : 1 . 19KGS
- Optional color : White , Black or Customized



Control panel



Remote control store



TOWER FAN

Slim,
space-saving design perfect for any room



TOWER FAN-NEW ARRIVAL

TF-2003-36 / TF-2003-46

Slim, space-saving design perfect for any room

- 94cm (36 ") Tower fan / 107cm (46 ") Tower fan
- Power output : 50w
- 3 wind modes : normal , natural , sleep
- Luxury LED display
- 2 color moods lighting (Orange Blue lighting)
- 3 speed settings : low-medium-high
- 8H Timer
- Super quiet air delivery
- Left-right 90 " Oscillation
- Remote control
- Product Size : 315x315x940mm / 315x315x1070mm
- N.W. : 3 . 49KGS / 4 . 49KGS
- Optional color : White/Black/Silver or Customized

Optional function:

- WIFI
- onizer



Control panel



Remote control store



LED display



Base



TOP-SELLING TOWER FAN

Slim,
light weigh space-saving design perfect for any room



TOP-SELLING TOWER FAN

TF-2001

Slim,light weigh space-saving design perfect for any room

- 76cm (30") Tower Fan
- Power output: 45W
- 3 Variable Speed Settings
- Wind speed: 7m/s
- 120min Timer
- Overheat protective motor
- Left-Right 90° Oscillation
- Product Size: 240x240x770mm
- N.W.: 2.48KGS
- Optional color: White, Black or Customized



Control panel



Base



Control panel



Base



**ELECTRONIC TOWER FAN
SM-32EB**

Used with air condition, energy saving

- 80cm (32") Tower Fan
- Power output: 45W
- 3 wind modes: normal, natural, sleep
- Luxury LED display and room temperature display
- 3 Variable speed settings
- 12H Timer
- Super quiet air delivery
- 70° Oscillation
- Remote control
- Product Size: 272x272x805mm
- N.W.: 2.6KGS
- Optional color: White, Black or Customized



Control panel



LED display



**ELECTRONIC TOWER FAN
TF1005LR-E**

Used with air condition, energy saving

- 90cm (36") Tower Fan
- Power output: 45W
- 3 wind modes: normal, natural, sleep
- Luxury LED display and room temperature display
- 3 Variable speed settings
- 12H Timer
- Super quiet air delivery
- 70° Oscillation
- Remote control
- Product Size: 315x315x955mm
- N.W.: 3.3KGS
- Optional color: White, Black or Customized



Control panel



LED display



ELECTRONIC TOWER FAN SM-36EA

Used with air condition, energy saving

- 90cm (36 ") Tower Fan
- Power output : 45W
- 3 wind modes :normal , natural , sleep
- Luxury LED display and room temperature display
- 3 Variable speed settings
- 12H Timer
- Super quiet air delivery
- 70du°Oscillation
- Remote control
- Product Size : 280x280x920mm
- NW : 2 . 6KGS
- Optional color : White , Black or Customized



Control panel



Base



MECHANICAL TOWER FAN SM-29K

Used with air condition, energy saving

- 72cm(29°) Tower Fan
- Power output: 45W
- 3 Variable speed settings
- 120min timer
- Super quiet air delivery
- 70° Oscillation
- Product Size: 220x220x745mm
- N.W.:2.1KGS
- Optional color: White, Black or Customized



Control panel



Base



MECHANICAL TOWER FAN TF-75D

Used with air condition, energy saving

- 72cm (29 ") Tower Fan
- Power output : 45W
- 3 Variable Speed settings
- 70° Oscillation
- 120min timer
- Overheat protective motor
- Product Size : 275x275x730mm
- N.W. : 2 . 3KGS
- Optional color : White or Customized



Control panel



Base



MECHANICAL TOWER FAN SM-30B

Used with air condition, energy saving


- Used with air condition , energy saving
- 80cm (32 ") Tower Fan
- Power output : 45W
- 3 Variable Speed Settings
- 70° Oscillation
- 120min timer
- Overheat protective motor
- Product Size : 260x260x805mm
- NW : 2 . 2KGS
- Optional color : White , silvery or Customized



Control panel



Base



POWERFUL METAL FAN

Large shaking angle, Uniform air supply to every corner,
Meet living needs



POWERFUL METAL FAN FE-30 / FE-40 / FE-45 / FE-50

Large shaking angle, Uniform air supply to every corner,
Meet living needs


- Powerful Floor Fan
- 3 speeds setting
- High velocity motor for maximum air circulation
- Precisely balanced blades make low noise
- Tilt adjustment for flexible use
- Optional color: Chrome, Copper or Customized

Product data:

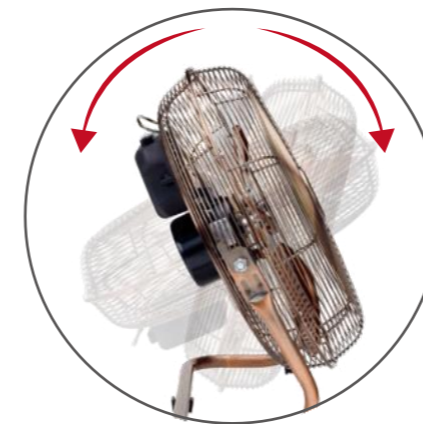
30cm(12"), 55W, 395x160x395MM, 2.8KGS
40cm(16"), 100W, 500x195x480MM, 4.5KGS
45cm(18"), 110W, 560x200x550MM, 5.4KGS
50cm(20"), 125W, 595x200x580MM, 5.6KGS



Press button



Different fan blade structures



METAL TABLE FAN

Large shaking angle, Uniform air supply to every corner,
Meet living needs




METAL TABLE FAN FT-30MC / FT-40MC

Large shaking angle, Uniform air supply to every corner,
Meet living needs

- Metal Table Fan
- 3 speeds setting with 70° oscillation
- 4 Metal blades
- Solid construction
- High performance and durability
- Tilt adjustment for flexible use
- Full power can run 300-400min
- Optional color: Chrome, Copper or Customized

- **Product data:**
30cm(12"), 35W, 280x130x283MM, 2.6KGS
40cm(16"), 50W, 450x300x450MM, 3.8KGS



Spiral grill



Base



METAL STAND FAN FD-40M

Large shaking angle, Uniform air supply to every corner,
Meet living needs

- 40cm (16") Stand Fan
- Power output: 50W
- Solid construction
- 3 Variable speed settings
- Tilt adjustable head, 70° Oscillation
- Quiet operation
- Height adjustable, 125cm High
- Product Size: 450x390x125mm
- N.W.: 5.5KGS
- Optional color: Chrome, Copper, Black or Customized



Spiral grill



Base



PLASTIC COOLING FAN

Large shaking angle,
Uniform air supply to every corner, Meet living needs



RECHARGEABLE FAN SM-R2

Small and exquisite, easy to carry



PLASTIC TABEL FAN SDF-23J / 30J / 40J

Large shaking angle, Uniform air supply
to every corner, Meet living needs



RECHARGEABLE FAN SM-USB01

Small and exquisite, easy to carry



PLASTIC STAND FAN SF-40J / YTSF40-22

Large shaking angle, Uniform air supply
to every corner, Meet living needs



AIR COOLER

Create coolness & restore the true natural wind



AIR COOLER CF-2008

Create coolness & restore the true natural wind

- Power output: 80W
- LED display with room temperature
- Easy touch control panel with indicator
- 3 wind speeds: low-medium-high (9.4m/s)
- 4 wind modes selection: normal/nature/sleep/super
- Auto Oscillation: Up-Down, Left-Right
- 6L water tank, detachable for adding water & cleaning
- Water shortage indicator
- Remote control
- 12H Timer
- Caster wheels for easy moving around
- Ice box for extra cooling experience
- Product Size: 270x270x795mm
- N.W.: 6.8KGS
- Optional color: White, Black, Pink, Green or Customized

Optional function:

- Wi-fi function
- Semi-conductor electric cooling technology
- Ionizer function
- HEPA 13 Filter
- PM2.5 detector
- Remote magnetic placement



Control panel



6L water tank



Remote control



WiFi function



Water temperature drops 10°C in 2 hours



Clean Air, Cooling Air
True H13 HEPA



GLASS PANEL HEATER

Full bath heating,
waterproof and quick heating, towel drying.



GLASS PANEL HEATER SPECIAL FOR BATHROOM-NEW ARRIVAL GH-2109

Full bath heating, waterproof and quick heating, towel drying.

- 2 heating power: 1000W/2000W
- Front tempered glass panel
- Sensitive touch panel & LED display
- IP24 Dustproof & Waterproof
- 3 modes settings (high/low/silent)
- 5-40°C temperature adjustment
- Week timer
- Window open detection
- With towel rack
- Special for bathroom wall-mounted use
- Product Size: 341x110x562mm
- NW: 4.23KGS
- Optional color: White, Mirror

• **Optional function:**

- Wifi function
- Body detector
- Ionizer function
- Remote control



2000W



TIMER



IP24



TOWEL RACK



GLASS PANEL HEATER SPECIAL FOR BATHROOM GH-05

Full bath heating , waterproof and quick heating.

- 220-240V 50-60HZ 500W IPX4
- LED display & with soft touch-key control
- Week timer program
- PET heating element
- 5-35°C temperature adjustment
- Front Tempered Glass
- Wall mounted use
- Over-heating protection
- Intelligent open window detection
- Product Size : 450x30x1200 mm
- NW : 9 . 5KGS
- Optional color : White , Black

- Optional function:**
- Wifi function




GLASS PANEL HEATER SPECIAL FOR BATHROOM GH-20TURBO-W

Full bath heating , waterproof and quick heating.

- Heating setting: 2000W
- Working Mode: 200W heating film
1800W PTC heating with turbo
2000W full power heating
- IPX4 waterproof
- Front LED display & with soft touch-key control
- Week timer program
- 5-35°C temperature adjustment
- Intelligent open window detection
- Wall mounted special for bathroom use
- Dust filter
- Over-heating protection
- Towel rack (up and down slidable)
- Product Size: 470x170x820mm
- N.W.: 9.9KGS
- Mirror color: White, Black

- Optional function:**
- Wifi function
 - Body detector




GLASS PANEL HEATER SPECIAL FOR BATHROOM GH-20TURBO-M

Full bath heating , waterproof and quick heating.

- Heating setting: 2000W
- Working Mode: 200W heating film
1800W PTC heating with turbo 2000W
full power heating
- IPX4 waterproof
- Front LED display & with soft touch-key control
- Week timer program
- 5-35°C temperature adjustment
- Intelligent open window detection
- Wall mounted special for bathroom use
- Dust filter
- Over-heating protection
- Towel rack (up and down slidable)
- Product Size: 470x170x820mm
- N.W.: 9.9KGS
- Optional color: Full length mirror surface

- Optional function:**
- Wifi function



GLASS PANEL HEATER

Intelligent constant temperature, comfortable and energy-saving.



GLASS PANEL HEATER-ELECTRONIC TYPE GH-1901-15 / GH-1901-20

Intelligent constant temperature, comfortable and energy-saving.

- Tempered glass front panel
- IPX4 waterproof
- LED display & touch button
- Week timer
- 2 heating setting
GH-1901-15:
750W/1500W
GH-1901-20:
1000W/2000W
- Anti-frost function
- Remote control
- 5-35°C electronic thermostat
- Over heating protection
- Tip over protection
- Intelligent open window detection
- Free standing use or wall mounted use
- Carry handle
- Product Size: 630x230x480mm / 780x230x480mm
- N.W.: 5.9KGS / 7.7KGS
- Optional color: White, Black



750W/1500W



TIMER



IPX4



TIP-OVER SWITCH



CE GS EMC LVD RoHS BSCI ERP





GLASS PANEL HEATER-NEW ARRIVAL

GH-1601M / GH-1601M-7

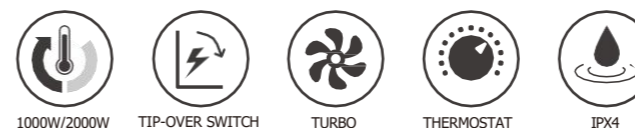
Full bath heating , waterproof and quick heating,towel drying.

- 2 heating setting :
GH-1601M: 750W/1500W
GH-1601M-7: 500W/1000W
- Pilot lamp
- Over-heating protection
- Adjustable temperature control
- Front tempered glass
- Tip-over protection inside
- Free standing use
- Carry handle
- Turning knob on the side
- Product size:620x200x390mm/500x200x370mm
- NW.:4.4KGS/4.13KGS
- Optional color: White, Black



Optional function:

- Aluminum heating element
- IPX4 Waterproof

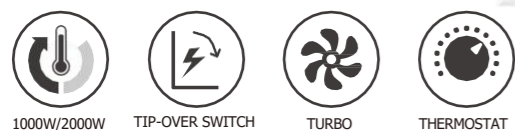


GLASS PANEL HEATER-NEW ARRIVAL

GH-1601M-20

Full bath heating , waterproof and quick heating,towel drying.

- Pilot lamp
- 2 heating setting: 1000W/2000W
- Over-heating protection
- Adjustable temperature control
- Front tempered glass
- Tip-over protection inside
- Free standing use
- Carry handle
- Optional color: White, Black,cyan



CE GS EMC LVD RoHS BSCI ERP



CONVECTION HEATER

Surging warm current and Convective heating.



CONVECTION HEATER

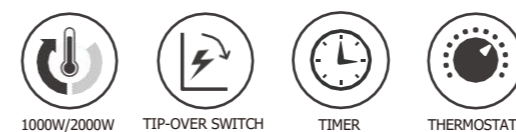
CH-1802

Surging warm current and Convective heating.

- Screwless design
- 2 heating powers: 1000W/ 2000W
- Adjustable thermostat
- Overheat protection
- Tip over protection switch
- Class II
- Mobile standing use only
- Product Size: 627x190x405mm
- N.W.: 3.3KGS
- Optional color: White, Black or customized

Optional function:

- 2H or 24H timer



CONVECTION HEATER

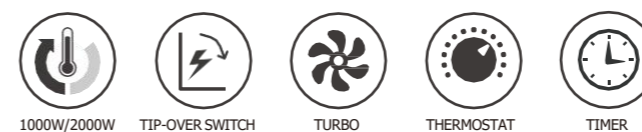
CH-1802T

Surging warm current and Convective heating.

- Screwless design
- 2 heating powers: 1000W/ 2000W
- Adjustable thermostat
- Tip over protection switch
- Turbo fan
- Overheat protection
- Class II
- Mobile standing use only
- Product Size: 627x190x405mm
- N.W.: 3.94KGS
- Optional color: White, Black or customized

Optional function:

- 2H or 24H timer



CONVECTION HEATER

Surging warm current and Convective heating.



CONVECTION HEATER

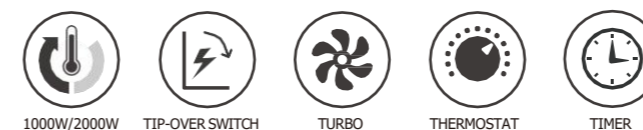
TLS-601

Surging warm current and Convective heating.

- Screwless design
- 2 heating powers: 1000W/ 2000W
- Adjustable thermostat
- Overheat protection
- Tip over protection switch
- Class II
- Mobile standing use only
- Product Size: 680x165x420mm
- N.W.: 3.9KGS
- Optional color: White, Black or customized

Optional function:

- Turbo fan function
- 1H timer



1000W/2000W TIP-OVER SWITCH TURBO THERMOSTAT TIMER



CONVECTION HEATER

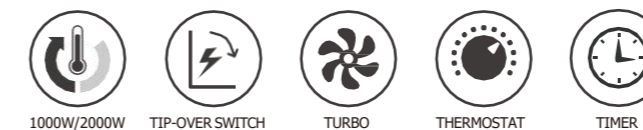
TLS-603T

Surging warm current and Convective heating.

- Screwless design
- 2 heating powers: 1000W/ 2000W
- Adjustable thermostat
- Tip over protection switch
- Turbo fan
- Overheat protection
- Class II
- Mobile standing use only
- Product Size: 680x165x420mm
- N.W.: 4.0KGS
- Optional color: White, Black or customized

Optional function:

- 2H timer



1000W/2000W TIP-OVER SWITCH TURBO THERMOSTAT TIMER

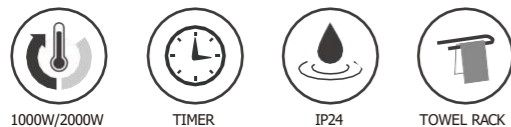




BATHROOM HEATER BH-1401EU

IP24 waterproof and dustproof, safe to use.

- LCD display with soft touch-key control
- Mode : 2000W/1000W/Towel heating bar
- Color kit interchangeable
- Week timer with wake-up function
- 5-40°C temperature adjustment
- Over-heating protection
- Body detector
- IP24 dustproof and waterproof
- Dust filter clean remind function
- Rotatable towel rack
- Wall mounted special for bathroom use
- Product Size : 385x170x605mm (open)
385x173x405mm (folded)
- N.W. : 3 . 88KGS
- Optional color : White



CE GS EMC LVD RoHS BSCI ERP

BATHROOM HEATER BH-1701T

IP24 waterproof and dustproof, safe to use.

- LCD display & with soft touch-key control
- IP24 dustproof & waterproof
- Color kit interchangeable
- Week timer with wake-up function
- Mode: 2000W/1000W/Fan
- 5-40°C temperature adjustment
- Wall mounted special for bathroom use
- Over-heating protection
- Dust filter clean remind function
- Product Size: 310x130x380mm
- N.W.: 3.1KGS
- Optional color: White



BATHROOM HEATER BH-1701E

IP24 waterproof and dustproof, safe to use.

- LCD display & with soft touch-key control
- IP24 dustproof & waterproof
- Color kit interchangeable
- Week timer with wake-up function
- Mode: 2000W/1000W/Fan
- 5-40°C temperature adjustment
- Wall mounted special for bathroom use
- Over-heating protection
- Body detector
- Dust filter clean remind function
- Rotatable towel rack with heating
- Product Size: 355X145X580(open)
355X153X380(folded)
- N.W.: 3.27KGS
- Optional color: White

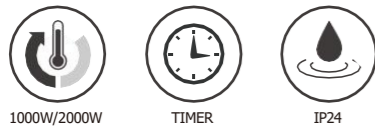


CE GS EMC LVD RoHS BSCI ERP

BATHROOM HEATER BH-1400TE

IP24 waterproof and dustproof, safe to use.

- LED display & with soft touch-key control
- IP24 dustproof & waterproof
- Week timer
- Mode: 2000W/1000W/Fan
- 5-35°C temperature adjustment
- Wall mounted special for bathroom use
- Over-heating protection
- Automatic electronic thermostat
- Intelligent open window detection
- Product Size: 300x120x385mm
- N.W.: 2.0KGS
- Optional color: White



1000W/2000W

TIMER


IP24



BATHROOM HEATER BH-1401TE

IP24 waterproof and dustproof, safe to use.

- LED display & with soft touch-key control
- IP24 dustproof & waterproof
- Week timer with wake-up function
- Mode: 2000W/1000W/Fan
- 5-35°C temperature adjustment
- Wall mounted special for bathroom use
- Over-heating protection
- Fixed towel rack
- Product Size: 400x160x585mm
- N.W.: 2.5KGS
- Optional color: White



1000W/2000W

TIMER

IP24

TOWEL RACK



BATHROOM HEATER BH-1402TE

IP24 waterproof and dustproof, safe to use.

- LED display & with soft touch-key control
- IP24 dustproof & waterproof
- Week timer
- Mode: 2000W/1000W/Fan
- 5-35°C temperature adjustment
- Wall mounted special for bathroom use
- Over-heating protection
- Automatic electronic thermostat
- Intelligent open window detection
- Rotatable towel rack
- Product Size: 340x120x550mm
- N.W.: 2.5KGS
- Optional color: White



1000W/2000W

TIMER

IP24

TOWEL RACK



PTC HEATER

Small figure, warm the whole winter.



NEW ARRIVAL-PTC HEATER PH-2206

Small figure, warm the whole winter.

- Cross-flow aluminum fan blades
- 3 working modes : 1200W / 2000W / cooling fan
- LED display with touch panel OR Remote control
- 5-35°C temperature setting
- 8H timer
- 70° Auto oscillation
- Anti-frost protection
- Air inlet filter
- 30s delay in the disconnection
- Over heat protection
- Tip-over protection
- Carry handle
- Optional color : White
- Product dimension : 170x170x315mm / 230x230x630mm



750W/1500W



TIP-OVER SWITCH



CE GS EMC LVD RoHS BSCI ERP

PTC HEATER SM-05PTC

Small figure, warm the whole winter.

- Power setting: 500W
- Pilot lamp
- ON/OFF turning knob
- Adjustable thermostat
- Class V0 fire-resistant materials
- Over-heating protection
- Customized housing color
- Product Size: 110x105x200mm
- N.W.: 0.59KGS
- Optional color: White or customized

Optional function:

- Wooden or chrome color for feet
- Dust filter
- Tip-over protection switch



NEW ARRIVAL-PTC HEATER PH-2108

Small figure, warm the whole winter.

- Power Output: 2000W
- Independent ON/OFF switch & Control Knob
- Adjustable thermostat
- With over-heat protection
- IP21 Dustproof & Waterproof
- Carry handle & supporting feet
- Product Size: 165x140x177mm
- N.W.: 1.1KGS
- Optional color: White or customized

Optional function:

- Tip-over protection switch



PTC HEATER PH-1903-15

Small figure, warm the whole winter.

- 2 heat settings: 750W/1500W
- Vertical and horizontal use
- Top LED display & touch buttons
- 8H Timer
- Dual DC fan design, more powerful, noise < 45dB
- Independent On/Off switch, more safe
- 15-35°C adjustment temperature
- Over heating protection
- Safety tip-over switch built in
- Class V0 fire-resistant materials
- Suitable room area 15sqm
- Product Size: 120x120x300mm
- N.W.: 1.16KGS
- Optional color: White or customized






CONVECTION HEATER

INFRARED HEATER

RH-1904-12

Simple design, make the whole winter warm people's heart.

- 2 power setting 600W/1200W
- IPX4 waterproof
- 2 heating tubes
- Drawing Switch
- Up and down angle adjustable
- Aluminum housing
- Product Size: 547X132X95mm
- N.W.: 0.98KGS
- Optional color: White



500W/1000W



IPX4

MICA HEATER

MICA HEATER

MH-1905-15

Intelligent constant temperature, comfortable and energy-saving.

- 2 heating mode: 750W/1500W
- IP24 dustproof & waterproof
- LED display and press button
- Week timer with wake up function
- 5-40°C temperature adjustment
- Electronic thermostat
- Over heating protection
- Tip over safety switch
- Window open detection
- Free standing use with carry handle and Caster feet
- Wall mounted use
- Product Size: 745x265x555mm
- N.W.: 4.4KGS
- Optional color: White, Black



750W/1500W



TIMER



IP24



TIP-OVER SWITCH

2323-2024 NEW-DESIGN

Products to be developed

**BLADELESS FAN
NBF-2104**



**BLADELESS FAN
NBF-2102**



**AIR COOLER
CF-2102**



**MICA HEATER
MH-1803**



**MICA HEATER
MH-1804**



**GLASS PANEL HEATER
CH-2302**



**DC FLOOR FAN
FS-2204**



**METAL STAND FAN
FD-40M-W**



**PTC HEATER
PH-1806**



**GLASS PANEL HEATER
GH-1601E-20**



**CONVECTION HEATER
CH-1805**



**BATHROOM HEATER
BH-1809**



**PTC HEATER
PH-1807**



**PTC HEATER
PH-1808**



**PTC HEATER
PH-2107**



**BATHROOM HEATER
BH-1810**



**BATHROOM HEATER
BH-1811**



2323-2024 NEW-DESIGN

Products to be developed

PTC HEATER
PH-1904



PTC HEATER
PH-1905



PTC HEATER
PH-1906



PTC HEATER
PH-2113



PTC HEATER
PH-2207



PTC HEATER
PH-2208



PTC HEATER
PH-1907



PTC HEATER
PH-1908



PTC HEATER
PH-1909



PTC HEATER
PH-2209



TOWER FAN
TF-1910



TOWER FAN
TF-1911



PTC HEATER
PH-2110



PTC HEATER
PH-2111



PTC HEATER
PH-2112



TOWER FAN
TF-1912



TOWER FAN
TF-1913



CE GS EMC LVD RoHS BSCI ERP

CE GS EMC LVD RoHS BSCI ERP

2323-2024 NEW-DESIGN

Products to be developed

**PTC HEATER
PH-2203**



**PTC HEATER
PH-2204**



**TOWER FAN
TF-2009**



**TOWER FAN
TF-2010**



**PTC HEATER
PH-2205**



**PTC HEATER
PH-2206**



**TOWER FAN
TF-2011**



**TOWER FAN
TF-2012**




CE GS EMC LVD RoHS BSCI ERP

CE GS EMC LVD RoHS BSCI ERP

AC/DC FAN MOTOR

110-240V
50/60Hz
900-3200rpm/m




CE GS EMC LVD RoHS BSCI ERP



AC/DC COOLER MOTOR

110-240V
50/60Hz
900-3200rpm/m



CE GS EMC LVD RoHS BSCI ERP

AC/DC HEATER MOTOR



110-240V
50/60Hz
900-3200rpm/m

